



AGENDA

2	STRATEGIC PLAN ALIGNMENT
5	2014 BOND PROGRAM
14	CAPITAL NEEDS STEERING COMMITTEE
23	BOND AWARENESS SURVEY
25	THE FACILITIES MASTER PLAN
40	OTHER CAPITAL NEEDS
	SAFETY, SECURITY & TECHNOLOGY
	FINE ARTS
	TRANSPORTATION




OUR MISSION

...to empower and engage all students to be contributing, responsible citizens striving for their maximum potential through relevant, innovative and rigorous learning experiences



OUR GOAL

100% of AISD students will graduate exceptionally prepared for college, career and citizenship





FINANCIAL PRIORITIES

- Implement strategic plan
- Maintain healthy fund balance in the General Fund
- Balance General Fund budget
- Competitive compensation
- Address capital needs
- Tax rate stability



2014 BOND PROGRAM



2014 BOND PROGRAM OUTCOMES

Improved Facility Utilization

- Two new elementary schools
- New facilities to decrease utilization of high schools
 - Dipert Career+Technical Center
 - Ag. Science Center
 - Six Multi Purpose Activity Centers
- Consolidations of four jr. highs



2014 BOND PROGRAM



2019 CAPITAL NEEDS STEERING COMMITTEE



2019 FACILITIES MASTER PLAN

CAPITAL NEEDS STEERING COMMITTEE MEMBERS

Michael Austin
Christina Blank
Albert Brown
Patricia Carey
Justin Chapa
Jackie Charles
Mike Cinatl
Brad Flick
Melody Fowler
James Furr
Aimee Gavigan
Thomas Guerrero


David Gutierrez
John Hall
Jolanda Hendricks
John Hibbs
DixonJohn



2019 CAPITAL NEEDS STEERING COMMITTEE

COMMITTEE PURPOSE

...to provide recommendations to the Arlington ISD Board of Trustees for prioritized facility and identified capital needs through 2025 to support the District's strategic plan



ARLINGTON INDEPENDENT SCHOOL DISTRICT

20



PRIORITIZED CAPITAL NEEDS SUMMARY

STEERING COMMITTEE RECOMMENDATIONS

Category	Cost Estimate
Facilities	\$846,371,280
Safety, Security & Technology	\$97,115,000
Transportation	\$15,488,913
Fine Arts	\$6,955,752
TOTAL	\$965,930,945



BOND AWARENESS SURVEY



COMMUNITY ENGAGEMENT

INDEPENDENT SURVEY WORK

Phone survey of likely voters

404 likely voters surveyed


Statistically valid representation across all six high school networks

Overall support for identified capital needs: 58%

On line survey of all AISD employees

3,214 responses

Overall support for identified capital needs: 59%




ARLINGTON INDEPENDENT SCHOOL DISTRICT



24



THE FACILITIES MASTER PLAN



ARLINGTON INDEPENDENT SCHOOL DISTRICT

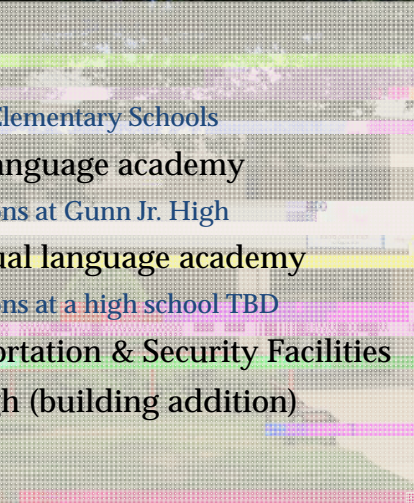

NEW CONSTRUCTION / ADDITIONS

Replace aging schools
 Carter Jr. High
 Berry, Thornton, Webb Elementary Schools

Jr. High fine arts/dual language academy
 Right size and renovations at Gunn Jr. High



High school fine arts/dual language academy
 Right size and renovations at a high school TBD

Replacement of Transportation & Security Facilities
 Right size Bailey Jr. High (building addition)

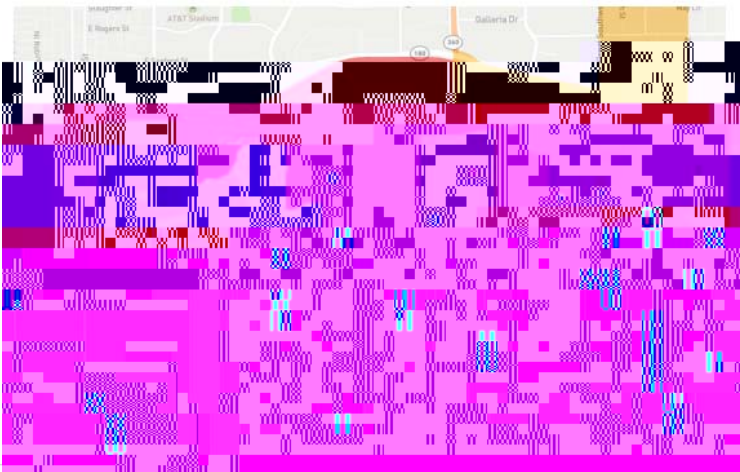
ARLINGTON INDEPENDENT SCHOOL DISTRICT

28

REBUILDING EAST ARLINGTON

NEW BERRY, THORNTON & CARTER | REPLACING ROARK & KNOX



Consolidate Roark and Knox into new rebuilt elementary schools on the current Thornton & Berry sites.

Boundary changes to balance enrollment for Berry ES, Crow ES, Blanton ES, Johns ES and Thornton would be necessary.

Rebuild Carter Junior High on the current Knox Site.

Swap with City of Arlington the Roark land for Wessler Park land

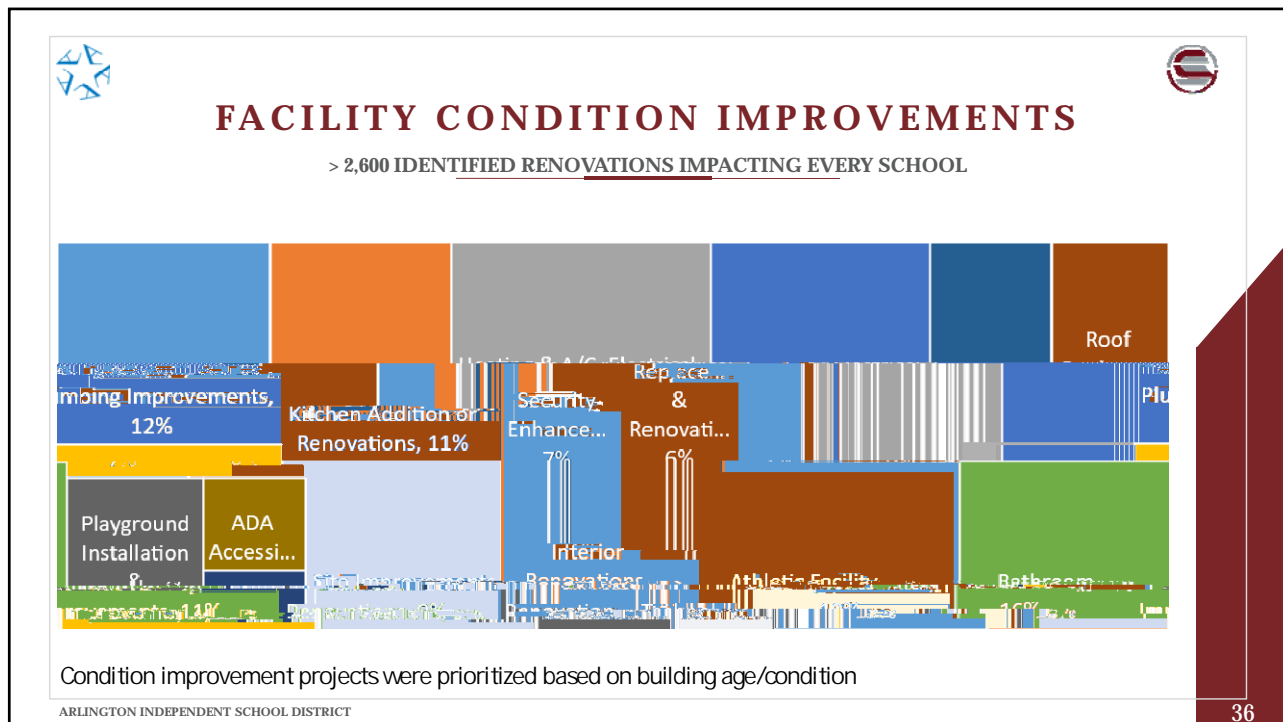
Repurpose existing Carter Site for use TBD.

ARLINGTON INDEPENDENT SCHOOL DISTRICT

29







- PRIORITIZED CONDITION IMPROVEMENTS**
 ALL LEVELS
- High security key system
 - Energy management controls improvements
 - Special Education renovations
 - Restroom renovations and additions
 - Kitchen renovations and additions
- ARLINGTON INDEPENDENT SCHOOL DISTRICT



ARLINGTON INDEPENDENT SCHOOL DISTRICT



6 W U D W H J L F 3 C

Objectives & Strategies


f & R O O H J H 5 H D G L Q H V V

f ' H Y H O R S D Q G H I S D Q G I X O O \ R Q O L Q H D Q G E O H Q G H G C
W K D W D U H S H U V R Q D O L F H G R F Q G H F R E Q H R W G H U W R L Q F
F K R L F H O H D U Q L Q J D O G X D F W L R Q H U P H W M D Q D Q G F R O O H
F D U H H U U H D G L Q H V V

f / H D G H U V K L S & L W L J H Q V K L S D Q G 5 H V S

f (Q K D Q F H D Q H P R W L R Q D O O \ D Q G S K \ V L F D O O \ V D I H O H

, Q I U D V W U X F W X U H



& R V W

f



Replacement Schedule

Cost


& KURPHERNV
L3DGV
/DSWRSV
ODFV
&RSLHUV



District Standards

Cost



3UH . WHFKQRORJ\ VWDQGDUG














Transportation Needs Through 2025

Vehicle Category	Replace	Add	Category Total	Cost Estimate

OPTIONS DEFERRED

PRIORITIZED OUT TO ENSURE A POTENTIAL BOND IS 41B& WITHOUT NEED FOR A TAX RATE INCREASE

2SWLRQV 'HIHUHG &R
 5HGXFH VFRSH 6HUYXLEO&HQWHU U
 5HGXFH VFRSH &RQLQLWLRQ UHQRYDW
 (OPHQWDU\ VFKRRO PHHWV\ P UHSO
 'LSHUW &7& \$GGLWLRQ
 \$GGLWLRQ WR WKH 3'&
 +LJK VFKRRO J\ROLWWLFV IDF
 \$J 6FLHQFH &HQWHU \$GGLWL

